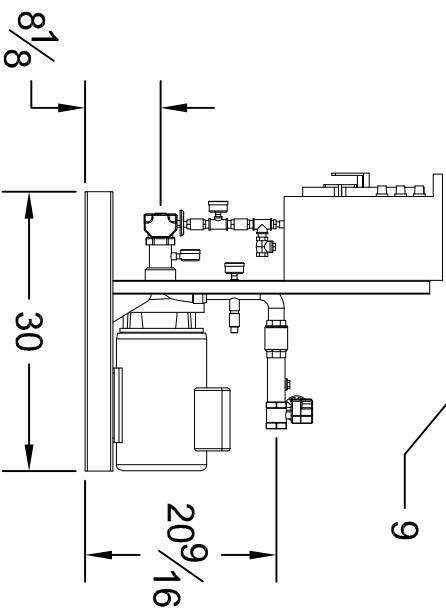
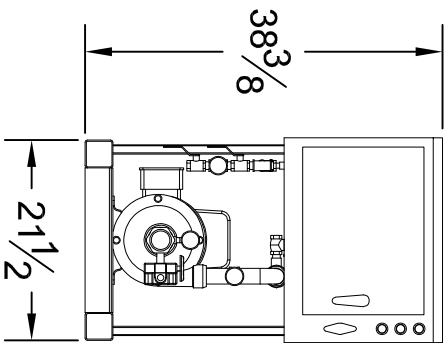
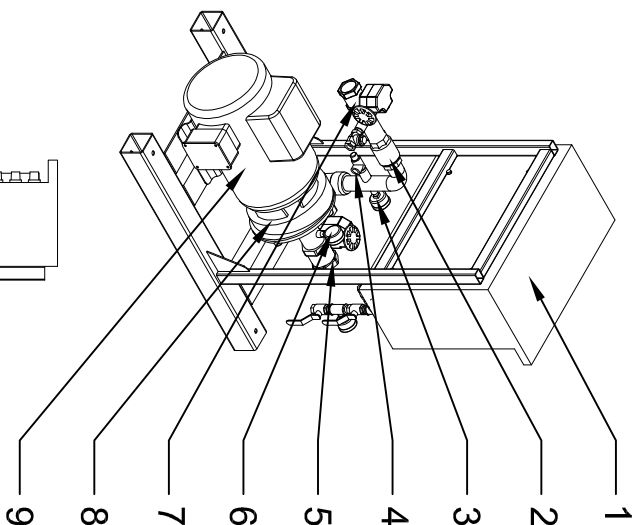
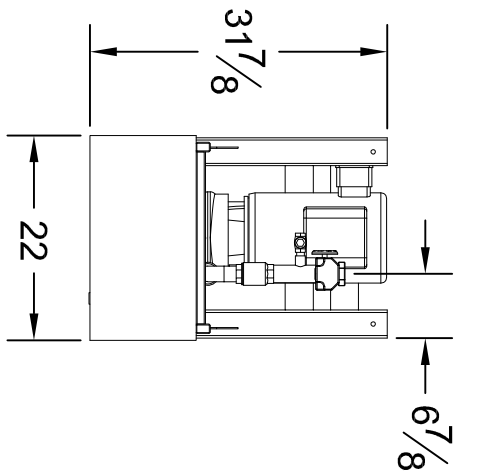




## Residential Packaged Fire Pump System

# HDR-100

Heavy Duty Residential Package  
 Design Condition: 100GPM @ 83PSI



Performance							
GPM	0	25	50	75	100	125	150
PSI	98	96	94	90	83	72	60

Performance values based on multiple pump tests. Not for certification purposes.

### System Specifications:

- 10 Horsepower Electric Motor
- 230 Volt
- 46 Amp
- Single Phase
- 3450 RPM
- End Suction Centrifugal Pump
- 2" Suction (NPT)
- 1 1/2" Discharge (NPT)
- 175 PSI max working pressure

### System Components

- 1- Residential Fire Pump Controller
- 2- Check Valve
- 3- Discharge Pressure Gauge
- 4- Case Relief Valve
- 5- Suction Monitored Butterfly Valve
- 6- Suction Pressure Gauge
- 7- Discharge Monitored Butterfly Valve
- 8- End Suction Pump
- 9- Electric Motor
- Not Shown- Copper Sensing Line (per NFPA20)

**Please Note:** This fire pump system uses an unlisted pump & a residential controller. Please submit to your AHJ for approval prior to ordering.