

ULR-500

4-383-9

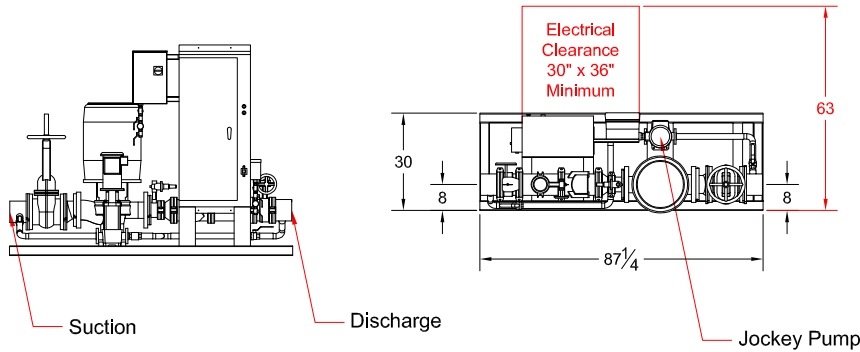
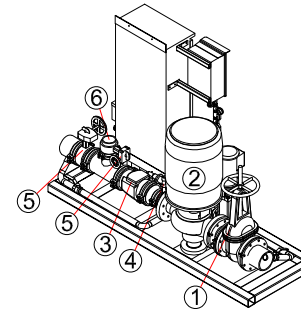
Listed Fire Pump & Controller
NFPA-20 Compliant Packaged System

500GPM

Test Port

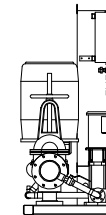
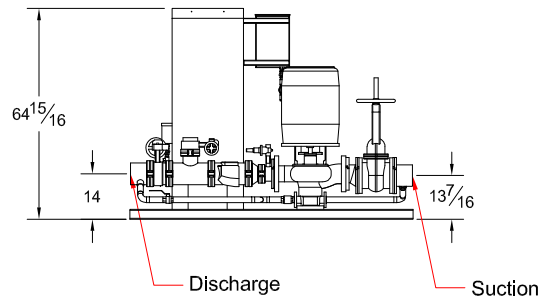
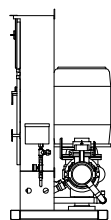
System Components

1	OS&Y Gate Valve
2	Inline Pump & Motor
3	Check Valve
4	Case Relief Valve
5	Monitored Butterfly
6	4" Test Connection



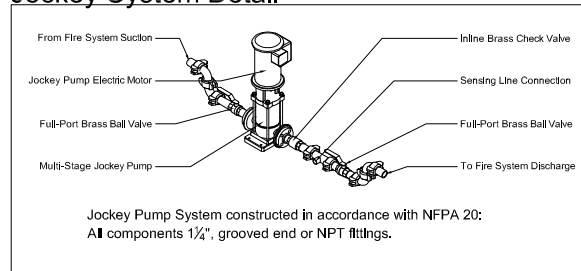
Design Conditions

_____	GPM @	_____	PSI
_____	HP	_____	V Phase

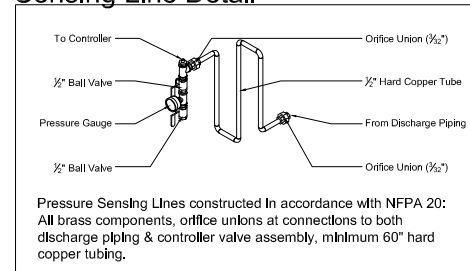


Project: _____	
Contractor: _____	
Date: _____	P.O.: _____

Jockey System Detail



Sensing Line Detail



All dimensions inches - Not certified for construction purposes.

Controller: _____

Jockey Pump: _____

Jockey Controller: _____

Suction x Discharge: 6" GRV x 6" GRV

TALCO FIRE SYSTEMS



RESIDENTIAL & COMMERCIAL FIRE PUMP SPECIALISTS
6040 NE 112TH AVE. PORTLAND, OREGON 97220
PHONE: 800-878-8055 WWW.TALCOFIRE.COM