

ULR-300

4-383-9

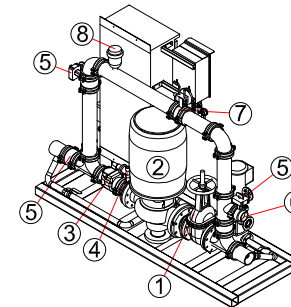
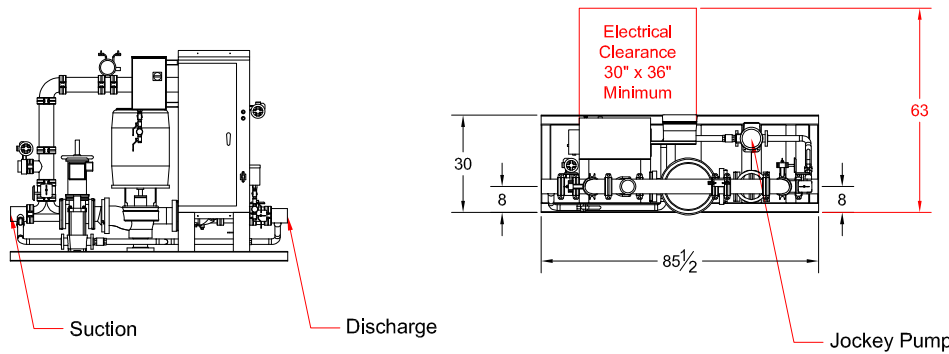
Listed Fire Pump & Controller
NFPA-20 Compliant Packaged System

300GPM

Test Port, Flow Meter

System Components

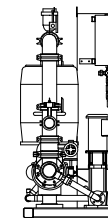
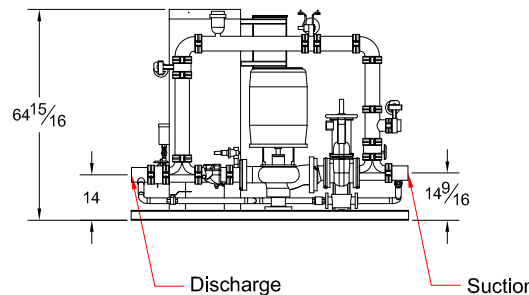
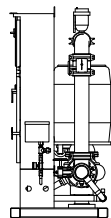
1	OS&Y Gate Valve
2	Inline Pump & Motor
3	Check Valve
4	Case Relief Valve
5	Monitored Butterfly
6	3" Test Connection
7	Flow Meter
8	Air Release



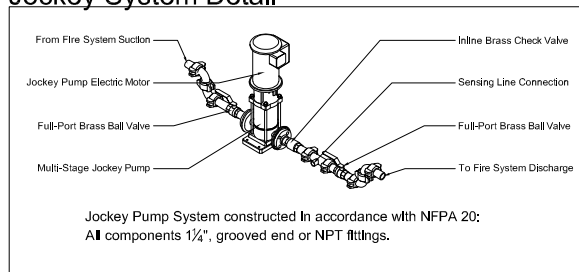
Design Conditions

_____ GPM @ _____ PSI
_____ HP _____ V _____ Phase

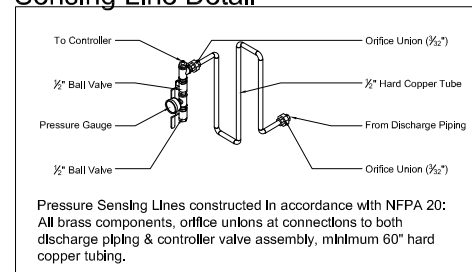
Project:	
Contractor:	
Date:	P.O.:



Jockey System Detail



Sensing Line Detail



All dimensions inches - Not certified for construction purposes.

Controller: _____

Jockey Pump: _____

Jockey Controller: _____

Suction x Discharge: 4" GRV x 4" GRV

TALCO FIRE SYSTEMS



RESIDENTIAL & COMMERCIAL FIRE PUMP SPECIALISTS
6040 NE 112TH AVE. PORTLAND, OREGON 97220
PHONE: 800-878-8055 WWW.TALCOFIRE.COM