

ULR-300

4-383-9

Listed Fire Pump & Controller
NFPA-20 Compliant Packaged System

300GPM

Test Port, Flow Meter, City Bypass

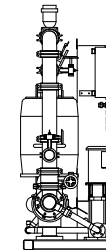
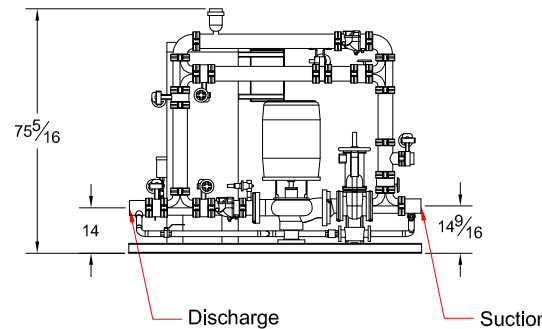
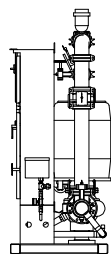
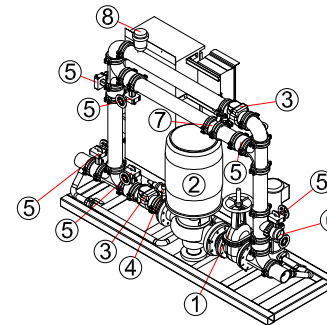
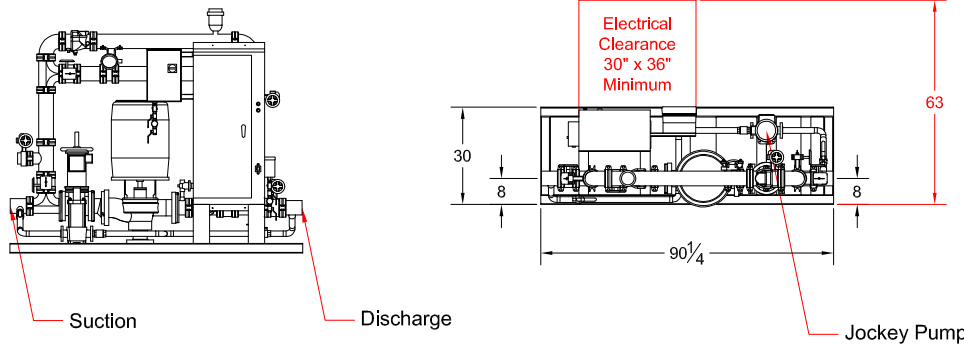
System Components

| | |
|---|---------------------|
| 1 | OS&Y Gate Valve |
| 2 | Inline Pump & Motor |
| 3 | Check Valve |
| 4 | Case Relief Valve |
| 5 | Monitored Butterfly |
| 6 | 3" Test Connection |
| 7 | Flow Meter |
| 8 | Air Release |

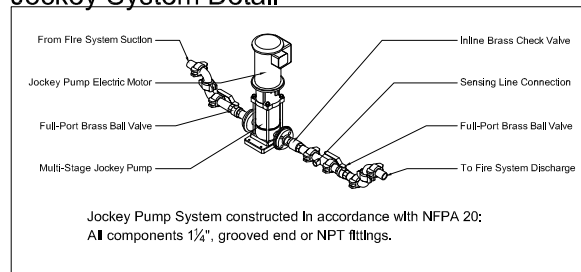
Design Conditions

| |
|------------------------------|
| _____ GPM @ _____ PSI |
| _____ HP _____ V _____ Phase |

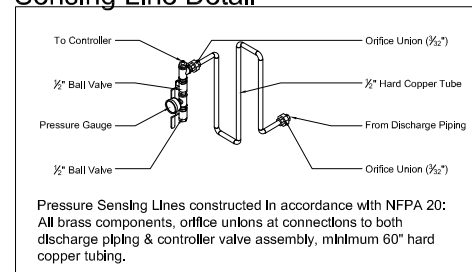
| | |
|-------------|-------|
| Project: | |
| Contractor: | |
| Date: | P.O.: |



Jockey System Detail



Sensing Line Detail



All dimensions inches - Not certified for construction purposes.

Controller: _____

Jockey Pump: _____

Jockey Controller: _____

Suction x Discharge: 4" GRV x 4" GRV

TALCO FIRE SYSTEMS



RESIDENTIAL & COMMERCIAL FIRE PUMP SPECIALISTS
6040 NE 112TH AVE. PORTLAND, OREGON 97220
PHONE: 800-878-8055 WWW.TALCOFIRE.COM