

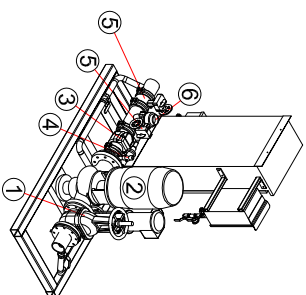
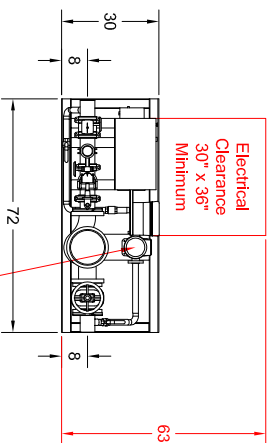
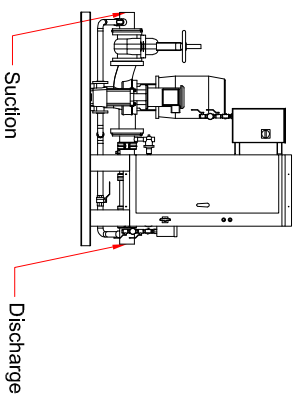
# ULR-300

4-383-7B

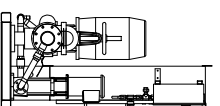
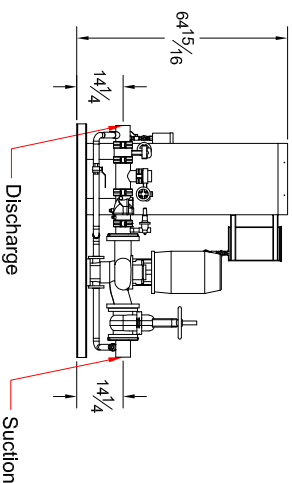
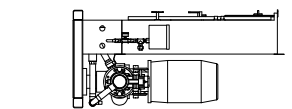
Listed Fire Pump & Controller  
NFPA-20 Compliant Packaged System

# 300GPM

Test Port



System Components	
1	OS&Y Gate Valve
2	Inline Pump & Motor
3	Check Valve
4	Case Relief Valve
5	Monitored Butterfly
6	3" Test Connection

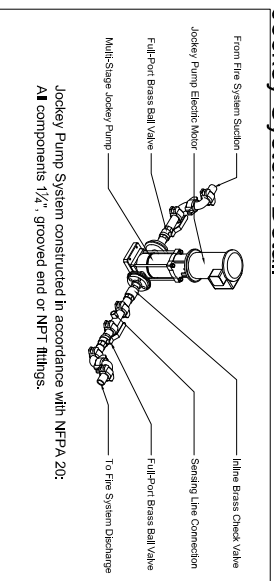


### Design Conditions

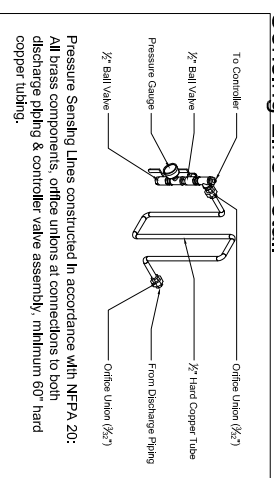
\_\_\_\_\_ GPM @ \_\_\_\_\_ PSI  
\_\_\_\_\_ HP \_\_\_\_\_ V \_\_\_\_\_ Phase

**Project:** \_\_\_\_\_  
**Contractor:** \_\_\_\_\_  
**Date:** \_\_\_\_\_ **P.O.:** \_\_\_\_\_

### Jockey System Detail



### Sensing Line Detail



All dimensions inches - Not certified for construction purposes.

**Controller:** \_\_\_\_\_

**Jockey Pump:** \_\_\_\_\_

**Jockey Controller:** \_\_\_\_\_

**Suction x Discharge:** \_\_\_\_\_ 4" GRV x 4" GRV \_\_\_\_\_

