

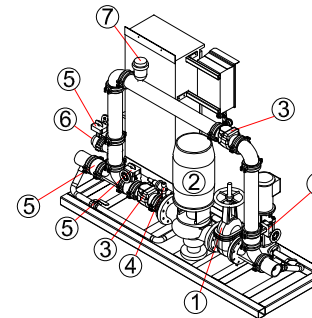
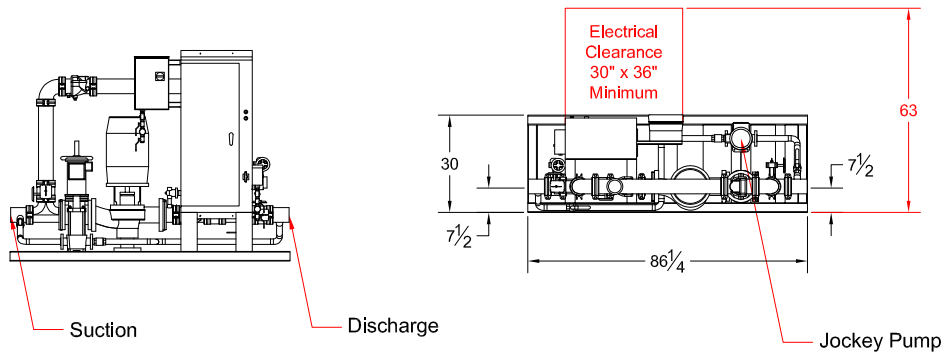
# ULR-300

4-383-7B

Listed Fire Pump & Controller  
NFPA-20 Compliant Packaged System

# 300GPM

Test Port, City Bypass

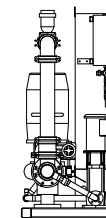
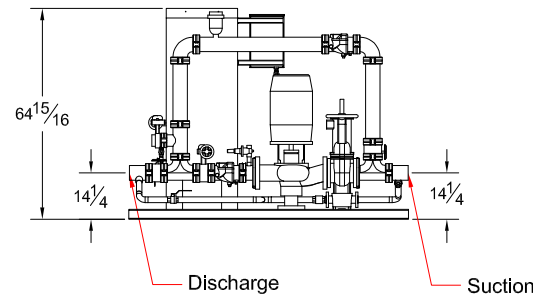
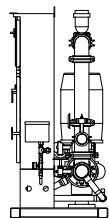


## System Components

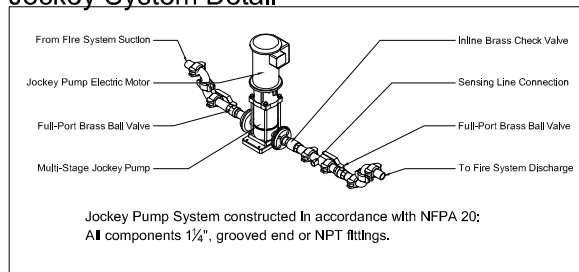
1	OS&Y Gate Valve
2	Inline Pump & Motor
3	Check Valve
4	Case Relief Valve
5	Monitored Butterfly
6	3" Test Connection
7	Air Release

## Design Conditions

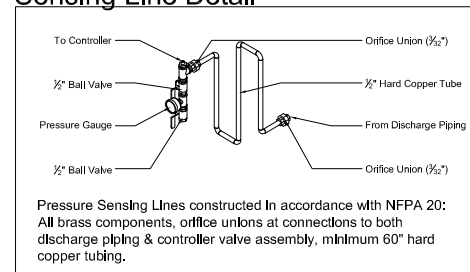
_____ GPM @ _____ PSI
_____ HP _____ V _____ Phase



## Jockey System Detail



## Sensing Line Detail



All dimensions inches - Not certified for construction purposes.

Project: \_\_\_\_\_

Contractor: \_\_\_\_\_

Date: \_\_\_\_\_

P.O.: \_\_\_\_\_

Controller: \_\_\_\_\_

Jockey Pump: \_\_\_\_\_

Jockey Controller: \_\_\_\_\_

Suction x Discharge: 4" GRV x 4" GRV

# TALCO FIRE SYSTEMS



RESIDENTIAL & COMMERCIAL FIRE PUMP SPECIALISTS  
6040 NE 112TH AVE. PORTLAND, OREGON 97220  
PHONE: 800-878-8055 WWW.TALCOFIRE.COM