

# ULR-250

3-383-9(3x4)

Listed Fire Pump & Controller  
NFPA-20 Compliant Packaged System

# 250GPM

Test Port, Flow Meter

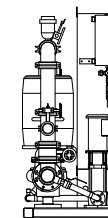
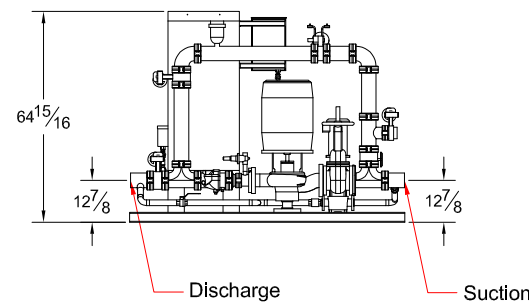
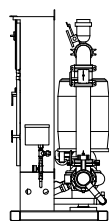
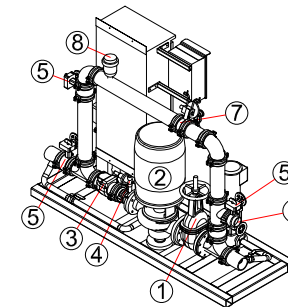
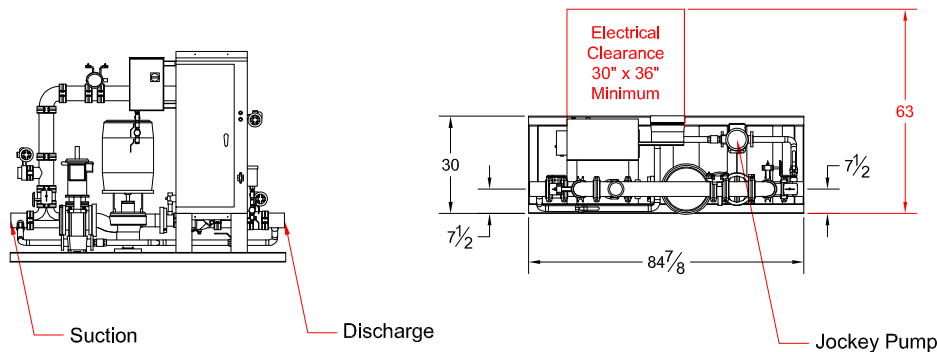
## System Components

1	OS&Y Gate Valve
2	Inline Pump & Motor
3	Check Valve
4	Case Relief Valve
5	Monitored Butterfly
6	3" Test Connection
7	Flow Meter
8	Air Release

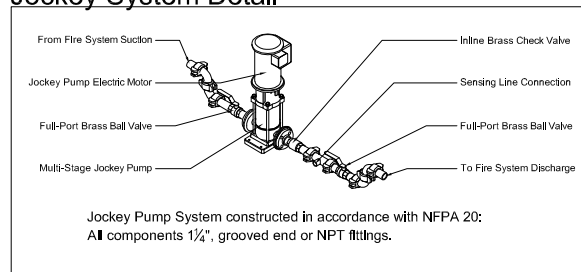
## Design Conditions

_____	GPM @	_____	PSI
_____	HP	_____	V _____ Phase

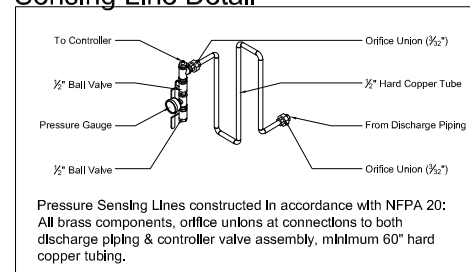
Project: _____	
Contractor: _____	
Date: _____	P.O.: _____



## Jockey System Detail



## Sensing Line Detail



All dimensions inches - Not certified for construction purposes.

Controller: \_\_\_\_\_

Jockey Pump: \_\_\_\_\_

Jockey Controller: \_\_\_\_\_

Suction x Discharge: 4" GRV x 4" GRV

# TALCO FIRE SYSTEMS



RESIDENTIAL & COMMERCIAL FIRE PUMP SPECIALISTS  
6040 NE 112TH AVE. PORTLAND, OREGON 97220  
PHONE: 800-878-8055 WWW.TALCOFIRE.COM