

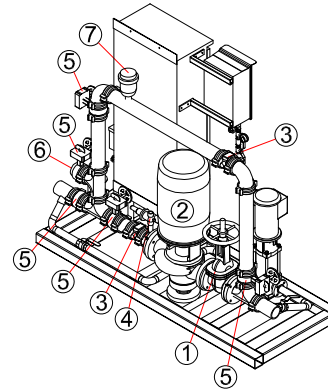
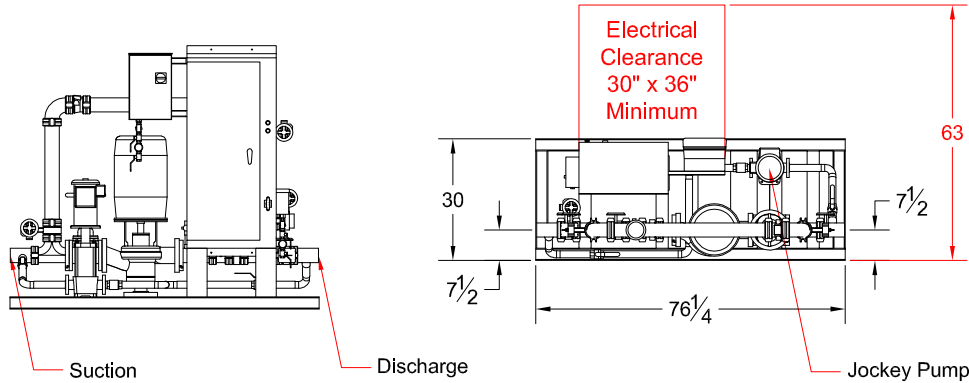
# ULR-200

3-383-7A

Listed Fire Pump & Controller  
NFPA-20 Compliant Packaged System

# 200GPM

Test Port, City Bypass



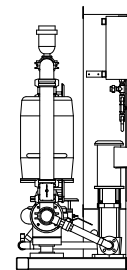
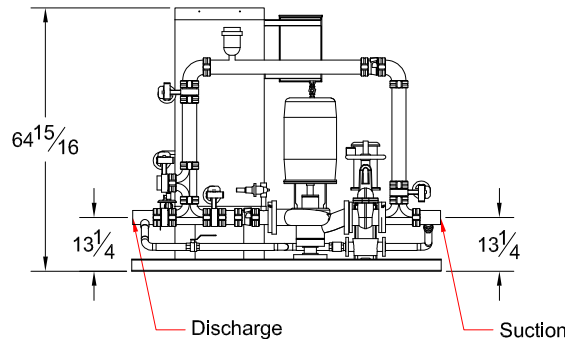
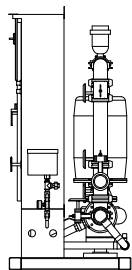
## System Components

|   |                     |
|---|---------------------|
| 1 | OS&Y Gate Valve     |
| 2 | Inline Pump & Motor |
| 3 | Check Valve         |
| 4 | Case Relief Valve   |
| 5 | Monitored Butterfly |
| 6 | 3" Test Connection  |
| 7 | Air Release         |

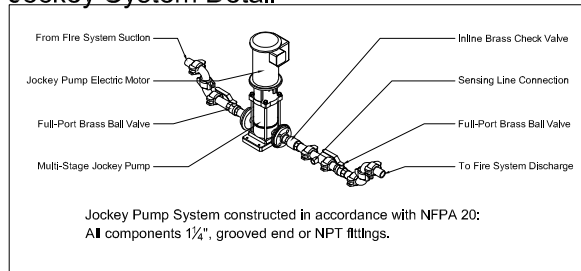
## Design Conditions

|                              |
|------------------------------|
| _____ GPM @ _____ PSI        |
| _____ HP _____ V _____ Phase |

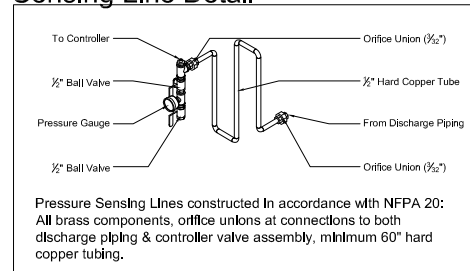
|             |       |
|-------------|-------|
| Project:    |       |
| Contractor: |       |
| Date:       | P.O.: |



## Jockey System Detail



## Sensing Line Detail



All dimensions inches - Not certified for construction purposes.

Controller: \_\_\_\_\_

Jockey Pump: \_\_\_\_\_

Jockey Controller: \_\_\_\_\_

Suction x Discharge: 3" GRV x 3" GRV

# TALCO FIRE SYSTEMS



RESIDENTIAL & COMMERCIAL FIRE PUMP SPECIALISTS  
6040 NE 112TH AVE. PORTLAND, OREGON 97220  
PHONE: 800-878-8055 WWW.TALCOFIRE.COM